

# DKAN

Primjer upotrebe  
repositorijuma podataka

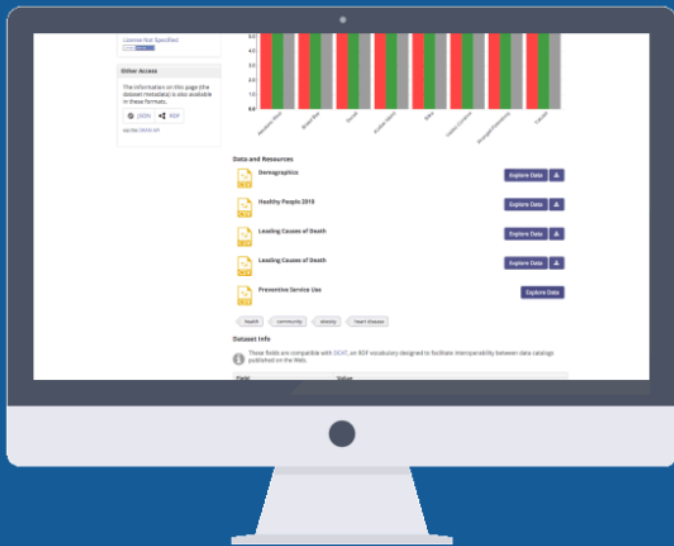


- Šta je CKAN?
- Comprehensive Knowledge Archive Network
- Repozitorijum za otvorene podatke
  - Aplikacija otvorenog koda
- Izuzetno popularna platforma
  - Naročito za državne institucije
  - [data.gov](http://data.gov), [data.gov.uk](http://data.gov.uk), [data.overheid.nl](http://data.overheid.nl), ...

# Šta je Drupal?

- Content Management System
  - Dinamička internet stranica koju je moguće jednostavno održavati i nadograđivati
- Izuzetno popularan
  - Tesla, NASA, London.gov.uk, Australia.gov.au, Stanford, Harvard, Lady Gaga, Eric Clapton, ...
- Bilo bi dobro povezati CKAN i Drupal...

- Free Open Source platforma
- Mogućnosti CKAN-a na osnovi Drupal-a
- Rad sa podacima gotovo identičan CKAN-u
- Olakšana prezentacija podataka u širem kontekstu
- Jedna platforma za sve potrebe
- Slijedi kratka prezentacija



## Dobrodošli na DKAN

Dobrodošli na prikaz rada DKAN softvera.

Ovo je vrlo jednostavna instalacija podešena za potrebe obuke za NI4OS-Europe projekat.

Saznajte više o DKAN-u



Transportation



Education



Finance and Budgeting



Health Care



Public Safety



City Planning

## Latest Data Stories

---



### An End to Chickenpox: The Varicella Vaccine's Success Story

If you're an American over the age of 25, you may remember chickenpox -- formally known as the varicella zoster virus -- as an inevitable rite of passage. As the Center for Disease Control has written: "Before the availability of varicella vaccine in the United States, almost everyone had varicella."



### State-Level Policies Reduce Smoking Rates Nationwide

The Center for Disease Control, the National Cancer Institute and a multitude of advocacy organizations such as the American Cancer Society have fought for decades to educate Americans about the dangers of smoking, and why it's best to quit as soon as possible -- or of course, to never start in the first place



### Tree-Planting in Madison, WI Improves Environment and Quality of Life

Madison, Wisconsin is home to thousands of trees, and it's a core service provided by the government. Madison Parks provides forestry services to not only maintain natural resources in the urban environment but also increase the diversity of native tree species. Improving the overall green space in the city improves the quality of life, enhances public/recreational spaces, and provides opportunities for greater learning about the environment and the heritage of Madison.



### London Income Analysis

London is a city with a rich history spanning many centuries. Over the years, different towns, previously not part of the capital, have expanded and stitched themselves together to form the metropolis we know today. London is an early instance of a globalizing society with effects that make up its often-admired modern character.

## Groups

---



### Advisory Council for Infectious Disease

Advisory Council for Infectious Disease is a working group that performs research and prepares reports to inform...



### Committee on International Affairs

## Dashboards

---

### State Workforce and Retirement Statistics

How do changing workforce demographics inform how we budget for a retirement and pension fund or budget and program evaluation?

### Dynamic Transportation Visualizations

- Content Types ^
- 📦 Dataset ✕
- Topics ^
- 📁 Finance and Budgeting (2) +
- 🏥 Health Care (2)
- 🏢 City Planning (1)
- 🚒 Public Safety (1)
- 🚗 Transportation (1)
- Tags ∨
- Format ∨
- Publisher ∨
- License ∨

## 10 results

**Search** 
**Sort by** 
**Order**

📦
**Wisconsin Polling Places**  
👤 Committee on International Affairs  
 Polling places in the state of Wisconsin.

csv

📦
**Varicella (Chickenpox) Incidence and Mortality, Before and After the Vaccine**  
👤 Advisory Council for Infectious Disease  
🏥 Health Care

Centers for Disease Control and Prevention data regarding varicella (chickenpox) virus incidence and mortality rates. \*Source:\* <https://data.cdc.gov/NNDSS/NNDSS-Table-II-Varicella-to-West-Nile-virus-d...>  
 [1] \*Related Data Story: \*An End to...

3x csv

📦
**US National Foreclosure Statistics January 2012**

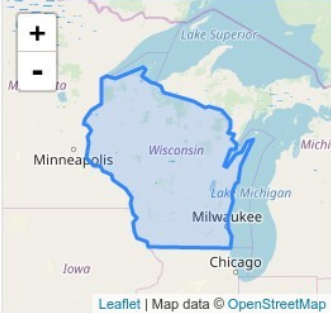
County data: <https://www.npr.org/templates/story/story.php?storyId=111494514> [1] State data: <http://statehealthfacts.org/comparetable.jsp?ind=649...>



### Committee on International Affairs

The Committee on International Affairs is a working group to identify opportunities to learn from and collaborate with government and organizations across the globe.

#### Data Extent



#### License

## Wisconsin Polling Places

Polling places in the state of Wisconsin.

### Data and Resources



#### Madison Polling Places

This is a list and map of polling places in Madison, WI.

Preview Download

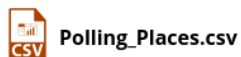
election

Field	Value
<b>Publisher</b>	Committee on International Affairs
<b>Modified</b>	2019-12-30
<b>Release Date</b>	2013-02-11
<b>Frequency</b>	Irregularly
<b>Identifier</b>	934400f2-a5dc-4abf-bf16-3f17335888d3
<b>Spatial / Geographical Coverage Area</b>	POLYGON ((-90.415429 46.568478, -90.229213 46.508231, -90.119674 46.338446, -89.09001 46.135799, -88.662808 45.987922, -88.531362 46.020784, -88.10416 45.922199, -87.989145 45.796229, -87.781021 45.675736, -87.791975 45.500474, -87.885083 45.363551, -87.649574 45.341643, -87.742682 45.199243, -87.589328 45.095181, -87.627666 44.974688, -87.819359 44.95278, -87.983668 44.722749, -88.043914 44.563917, -87.928898 44.536533, -87.775544 44.640595, -87.611236 44.837764, -87.403139 44.834442, -87.238804 45.166381, -87.03068 45.412295, -87.03068 45.166381, -87.238804 44.834442, -87.403139 44.837764, -87.611236 44.837764, -87.983668 44.722749, -87.819359 44.95278, -87.627666 45.095181, -87.589328 45.199243, -87.742682 45.341643, -87.649574 45.363551, -87.791975 45.500474, -87.781021 45.675736, -87.781021 45.987922, -88.662808 45.987922, -89.09001 46.135799, -90.119674 46.338446, -90.229213 46.508231, -90.415429 46.568478))
<b>Spatial / Geographical Coverage Location</b>	Wisconsin, United States
<b>License</b>	License Not Specified



# Madison Polling Places

This is a list and map of polling places in Madison, WI.



**Data Preview:** Note that by default the preview only displays up to 100 records. Use the pager to flip through more records or adjust the start and end fields to display the number of records you wish to see.

Grid Graph Map 142 records 1 - 100 Search data ... Go » Filters Fields

X	Y	OBJE...	tvpol...	tvpol...	tvpol...	tvpol...	tvpol...	tvpol...	tvpol...	tvpol...	tvpol...	tvpol...	tvpol...
-89.2...	43.05...	2123	1	Madis...	3201 ...	yes	Fire S...	16		16	16	47	47
-89.3...	43.05...	2124	2	Glend...	1201 ...	yes	LMC	16		24	16	47	47
-89.3...	43.05...	2125	123	Glend...	1201 ...			16		24	16	47	
-89.2...	43.07...	2126	3	City C...	4909 ...	yes	Lower...	16		24	16	47	47
-89.2...	43.07...	2127	4	City C...	4909 ...	yes	Lower...	16		24	16	48	48
-89.2...	43.07...	2128	7	West...	6160 ...	yes		16		16	16	48	48
-89.2...	43.07...	2129	5	Elvehj...	5106 ...	yes	West ...	16		16	16	48	48
-89.2...	43.07...	2130	6	Elvehj...	5106 ...	yes	West ...	16		16	16	48	48
-89.2...	43.09...	2131	8	Door ...	6602 ...	yes	Gym	3		16	16	48	48
-89.2...	43.09...	2132	129	Door ...	6602 ...			3		16	16	48	
-89.2...	43.09...	2133	131	Door ...	6602 ...			3		16	16	48	
-89.2...	43.09...	2134	134	Door ...	6602 ...			3		16	16	48	
-89.2...	43.08...	2135	9	Oak P...	718 J...	yes		3		16	16	48	48
-89.2...	43.08...	2136	128	Oak P...	718 J...	yes		3		17	16	48	
-89.2...	43.08...	2137	130	Oak P...	718 J...	yes		3		17	16	48	
-89.2...	43.08...	2138	132	Oak P...	718 J...	yes		3		17	16	48	
-89.2...	43.08...	2139	133	Oak P...	718 J...	yes		3		17	16	48	
-89.2...	43.09...	2140	10	Kenne...	221 M...	yes	LMC f...	3		17	16	48	48
-89.3...	43.10...	2141	11	Ameri...	302 N...	yes	Walbri...	3		17	16	48	48
-89.3...	43.10...	2142	17	Ameri...	302 N...	yes	Walbri...	15		17	16	48	48

# Madison Polling Places

This is a list and map of polling places in Madison, WI.



Polling\_Places.csv

**Data Preview:** Note that by default the preview only displays up to 100 records. Use the pager to flip through more records or adjust the start and end fields to display the number of records you wish to see.

Grid Graph Map 142 records « 1 - 100 »

Search data ... Go » Filters Fields

**X:** -89.28300286294018  
**Y:** 43.08952163374359  
**OBJECTID:** 2139  
**tpoll\_p\_WARD:** 133  
**tpoll\_p\_BLDG\_NAME:** Oak Park Place  
**tpoll\_p\_ADDRESS:** 718 Jupiter Dr  
**tpoll\_p\_HANDICAP\_ACCESS:** yes  
**tpoll\_p\_SPEC\_COMMENTS:** null  
**tpoll\_p\_ALD\_DIST:** 3  
**tpoll\_p\_PHONE\_NO:** null  
**tpoll\_p\_SUP\_DIST:** 17  
**tpoll\_p\_SEN\_DIST:** 16  
**tpoll\_p\_ASM\_DIST:** 48  
**tpoll\_p\_BALLOT\_COLOR:** null

Latitude / Longitude fields  
 GeoJSON field

Latitude field  
Y

Longitude field  
X

Update

Auto zoom to features  
 Cluster markers

Leaflet | Map tiles by Stamen Design (CC BY 3.0); Data by OpenStreetMap (CC BY SA)

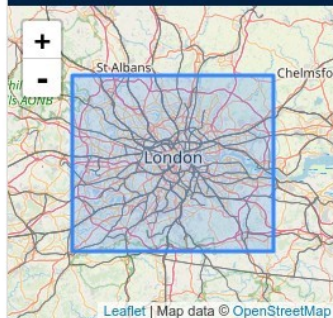
Resources

Additional Information

View

Revisions

### Data Extent



### License

Open Data Commons Public Domain Dedication and Licence (PDDL)

OPEN DATA

### Other Access

The information on this page (the dataset metadata) is also available in these formats.

JSON RDF

via the DKAN API

### Social

Twitter

LinkedIn

## Gold Prices in London 1950-2008 (Monthly)

### Finance and Budgeting

Monthly gold prices (USD) in London from Bundesbank.

General: 1 ounce of fine gold = 31.1034768g.

Method of calculation:

- Since 1 April 1968, calculated from the daily morning fixing;
- From January 1950 to 21 March 1954, calculated using the Bank of England's gold purchasing price (1 ounce of fine = pound 12.40) in connection with the average exchange rate for the pound in New York (up to the end of 1952; source: Federal Reserve Bulletin) and, from January 1953, midpoint exchange rates for the US dollar in London (source: Financial Times (FT)).
- From 22 March 1954 to December 1959, calculated using the fixing price for gold bars of approx. 12 1/2 kg and 995/1000 fineness and over (so-called standard bars) according to data from Metallgesellschaft AG, Frankfurt am Main, in connection with the average midpoint exchange rates for the US dollar in London (source: FT).
- From January 1960 to 14 March 1968, average fixing price for standard bars as specified in the Bank of England's Quarterly Bulletin.
- On 15 March 1968, fixing price suspended. Gold market split into an official (reserved for central banks) and a free market as a result of the Washington Communique of 17 March 1968. Gold trading suspended from 18 to 29 March 1968.
- Sources for daily prices: April 1968 - March 1974: FT; April 1974 - December 1980: Samuel Montagu & Co. Ltd.; January 1981 - December 2005: FT; January 2006 - present: Reuters.
- Comment on 1968-03: Average from 1 to 14 March 1968.

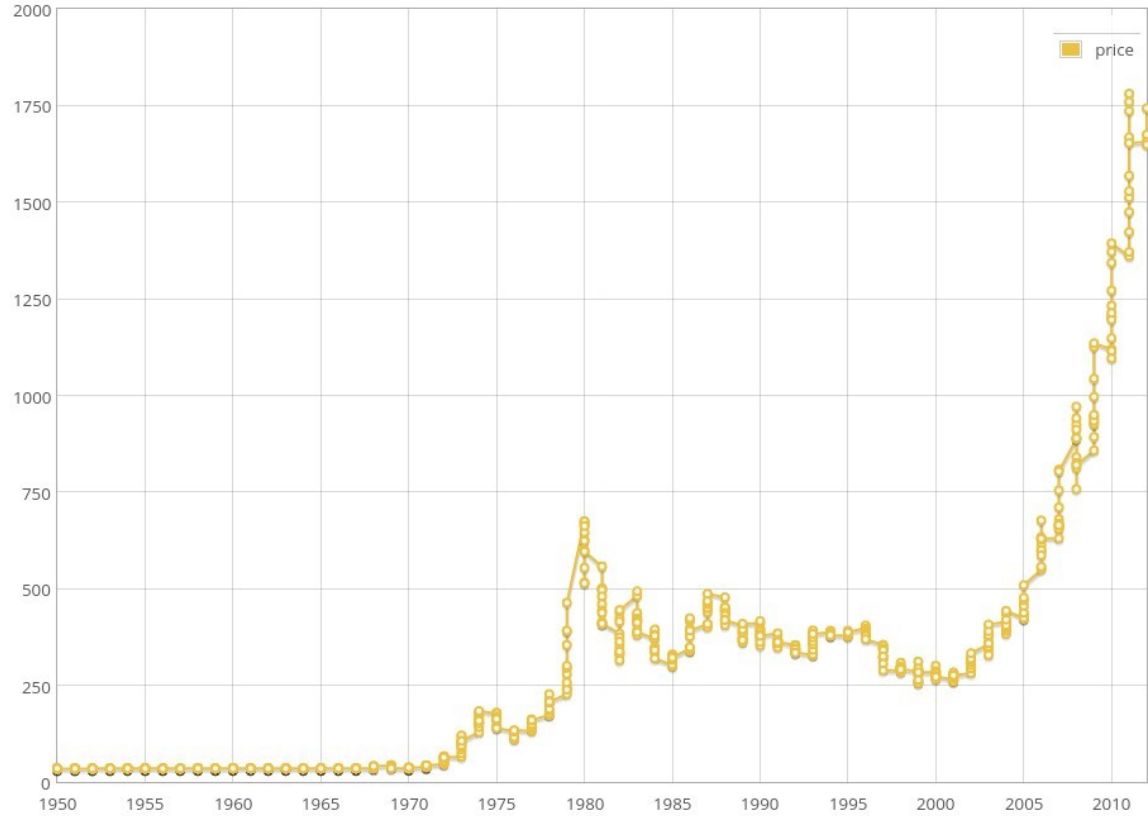


data\_0.csv

**Data Preview:** Note that by default the preview only displays up to 100 records. Use the pager to flip through more records or adjust the start and end fields to display the number of records you wish to see.

Grid Graph Map 748 records « 1 - 748 »

Search data ... Go » Filters Fields



### Graph Type

Lines and Points

### Group Column (Axis 1)

date

### Series A (Axis 2) [Remove]

price

Add Series

Resize graph to prevent label overlapping



# Stories

4 Stories



## An End to Chickenpox: The Varicella Vaccine's Success Story

If you're an American over the age of 25, you may remember chickenpox -- formally known as the varicella zoster virus -- as an inevitable rite of passage. As the Center for Disease Control has written: "Before the availability of varicella vaccine in the United States, almost everyone had varicella."



## State-Level Policies Reduce Smoking Rates Nationwide

The Center for Disease Control, the National Cancer Institute and a multitude of advocacy organizations such as the American Cancer Society have fought for decades to educate Americans about the dangers of smoking, and why it's best to quit as soon as possible -- or of course, to never start in the first place



# Tree-Planting in Madison, WI Improves Environment and Quality of Life


Education City Planning



*To provide the ideal system of parks, natural resources and recreational opportunities which will enhance the quality of life for everyone.*

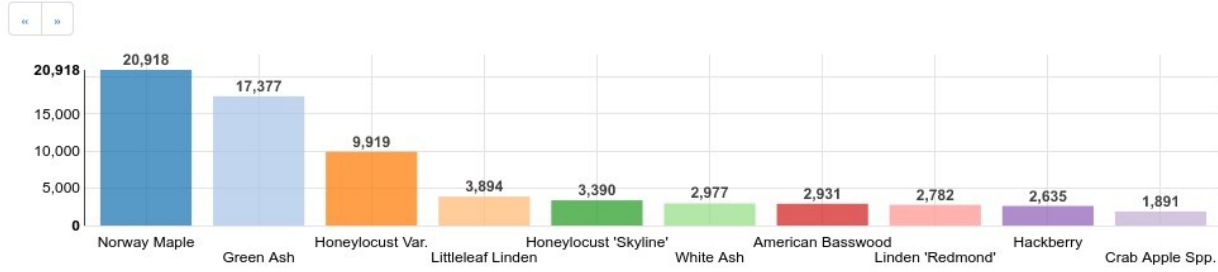
This is the vision statement that appears on the website of the Madison Parks department.

Urban forests have been connected to improved quality of life due to the natural ability of trees to intake harmful carbon dioxide and industrial pollutants as well as provide comfort with shade and space for people to appreciate in public spaces. They're also a smart investment for



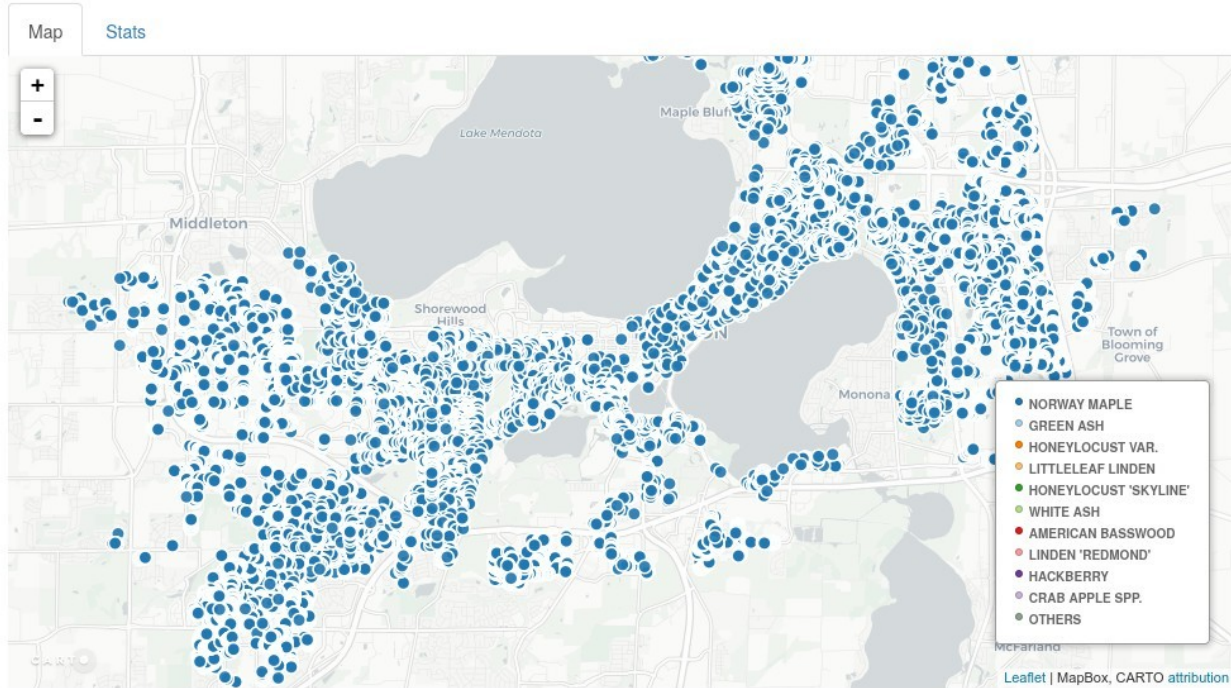


Hover a tree species:

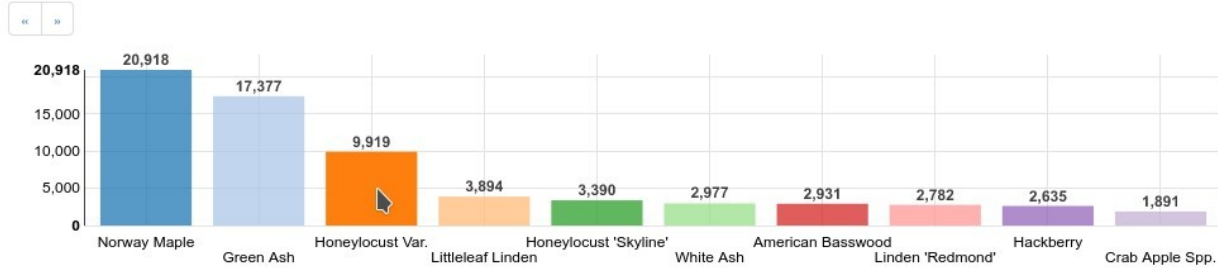


Number of trees by species in Madison.

## Norway Maple

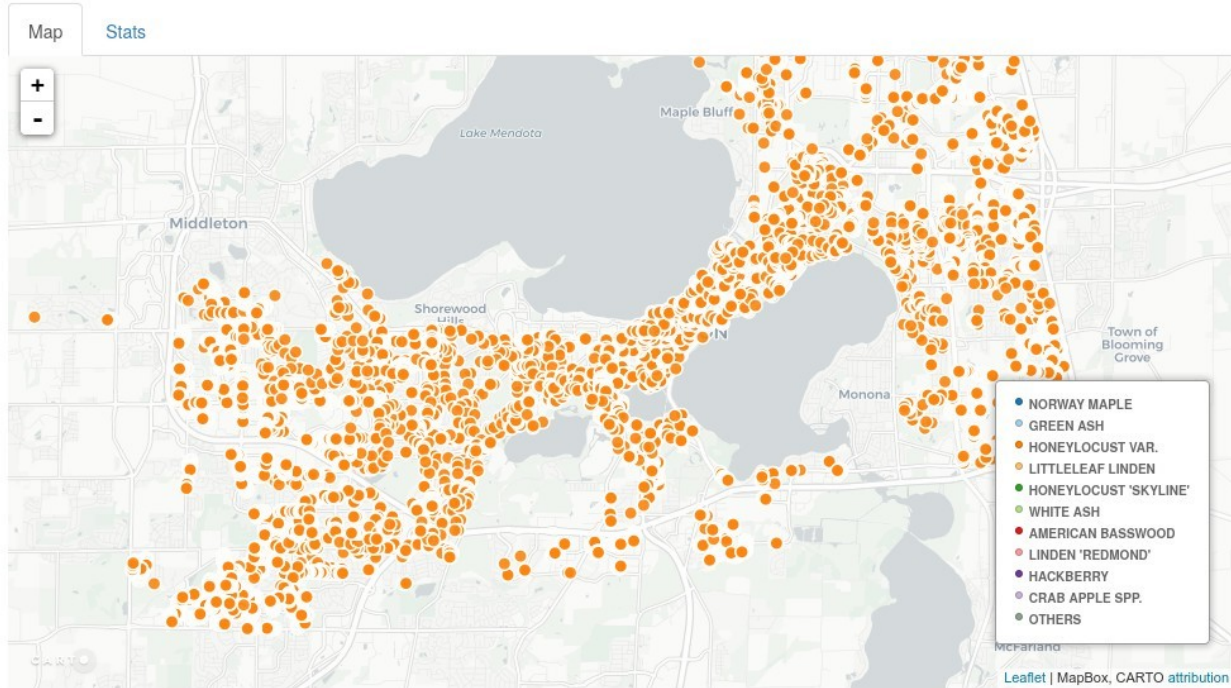


Hover a tree species:



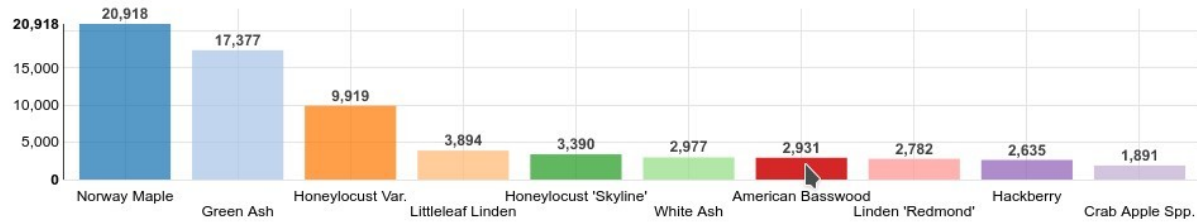
Number of trees by species in Madison.

## Honeylocust Var.





Hover a tree species:



Number of trees by species in Madison.

## American Basswood

